

*In order to ensure proper function of products, it is strongly recommended that each part is inspected and serviced monthly. Inspection should include, but not be limited to, visible damage, excessive wear, and proper bonding. It is also recommended that a naval engineer is consulted for proper application of hardware. Failure to properly maintain your product may result in catastrophic failure and/or loss of life.*

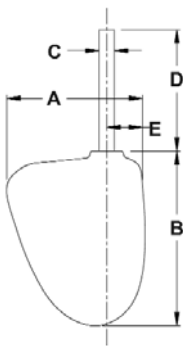
## **Steering Hardware**

**G**

<b>Rudders.....</b>	<b>82</b>	<b>Oval Flange Rudder Ports.....</b>	<b>91</b>
<b>Spade Rudders.....</b>	<b>83</b>	<b>Rectangular Flange Rudder Ports....</b>	<b>92-93</b>
<b>Special Rudders.....</b>	<b>84</b>	<b>Outside Mount Rudder Ports.....</b>	<b>94-95</b>
<b>Stepped Shaft Rudders.....</b>	<b>84</b>	<b>Rudder Port Backing Plates.....</b>	<b>96</b>
<b>High Speed Rudders.....</b>	<b>85</b>	<b>Tiller Arms.....</b>	<b>96-97</b>
<b>High Speed Rudders w/ Flange.....</b>	<b>85</b>	<b>Heavy Duty Tiller Arms.....</b>	<b>97</b>
<b>Skeg Rudders.....</b>	<b>86</b>	<b>Tiller Arm w/ Dual Arms.....</b>	<b>97</b>
<b>Skeg Bars.....</b>	<b>87</b>	<b>Offset Tiller Arms.....</b>	<b>98</b>
<b>Skeg Bearings.....</b>	<b>87</b>	<b>Square Head Tiller Arms.....</b>	<b>98</b>
<b>Rudder Collars.....</b>	<b>88</b>	<b>Split Head Tiller Arms.....</b>	<b>98</b>
<b>Rudder Bearing Flanges.....</b>	<b>88</b>	<b>Clevises.....</b>	<b>98-99</b>
<b>Dripless Rudder Port Spuds.....</b>	<b>89</b>	<b>Swivel Sockets.....</b>	<b>99</b>
<b>Square Flange Rudder Ports.....</b>	<b>89-90</b>	<b>Threaded Ball.....</b>	<b>99</b>
<b>Low Profile Rudder Ports.....</b>	<b>91</b>	<b>Tie Bars.....</b>	<b>99</b>

## Bronze Rudders

All rudders come with a stainless steel shaft\* cast into the blade - Sold each



Part Number	Blade Width (A)	Blade Len. (B)	Shaft Dia. (C)	Shaft Len.** (D)	(E)	Weight, lbs.
10r1ss1.00	8-1/2"	11"	1"	12"	2-1/2"	11.00
10r1ss1.12	8-1/2"	11"	1-1/8"	12"	2-1/2"	11.00
10r2ss1.00	9-1/2"	12"	1"	12"	2-13/16"	15.00
10r2ss1.12	9-1/2"	12"	1-1/8"	12"	2-13/16"	15.00
10r2ss1.25	9-1/2"	12"	1-1/4"	12"	2-13/16"	15.00
10r3ss1.00	9-1/2"	13"	1"	13"	2-5/8"	15.00
10r3ss1.12	9-1/2"	13"	1-1/8"	13"	2-5/8"	15.00
10r3ss1.25	9-1/2"	13"	1-1/4"	13"	2-5/8"	15.00
10r3xss1.1	11"	14"	1-1/8"	16"	2-5/8"	20.00
10r3xss1.2	11"	14"	1-1/4"	16"	2-5/8"	20.00
10r4ss1.12	12"	14"	1-1/8"	18"	2-9/16"	21.00
10r4ss1.25	12"	14"	1-1/4"	18"	2-9/16"	21.00
10r5ss1.25	12"	16"	1-1/4"	18"	2-3/4"	26.00
10r6ss1.25	13"	18"	1-1/4"	20"	3-1/8"	34.00
10r6ss1.37	13"	18"	1-3/8"	20"	3-1/8"	34.00
10r6ss1.50	13"	18"	1-1/2"	20"	3-1/8"	34.00
10r7xss1.2	13-3/4"	20"	1-1/4"	17"	3-5/16"	40.00
10r7xss1.3	13-3/4"	20"	1-3/8"	17"	3-5/16"	40.00
10r8ss1.50	14-1/2"	22"	1-1/2"	24"	4-1/4"	60.00
10r8ss1.75	14-1/2"	22"	1-3/4"	24"	4-1/4"	70.00
10r8ss2.00	14-1/2"	22"	2"	24"	4-1/4"	71.00
10r9ss1.75	18"	24"	1-3/4"	36"	4-1/2"	102.00
10r9ss2.00	18"	24"	2"	36"	4-1/2"	104.00

\*Rudder shafts do not come with keyways installed. Keyways can be machined upon request.

\*\*The shafts shown are what Buck Algonquin keeps in stock. Other lengths are available upon request.

### Custom Castings:

We also specialize in custom castings. If you can't find the rudder you are looking for please find the reference drawings in the back of this catalog, fill in the blanks, and send it back to us by email or fax. We will find a rudder that best fits your application or quote you on a custom casting.

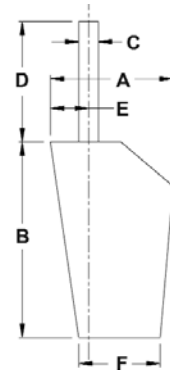
## Bronze Spade Rudders

All rudders come with a stainless steel shaft\* cast into the blade - Sold each

Part Number	Blade Top (A)	Blade Len. (B)	Shaft Dia. (C)	Shaft Len.** (D)	(E)	Blade Bottom (F)	Weight, lbs.
10r20ss1.2	10-5/16"	14"	1-1/4"	15-1/4"	2-3/8"	8-1/16"	20.00
10r20mss1	8-1/2"	11-1/2"	1-1/4"	12"	2-3/8"	6-1/2"	16.00
10r30ss1.2	10-5/16"	16"	1-1/4"	16-1/4"	2-3/8"	8-1/16"	24.00
10r30Lss1	10-1/4"	17-1/2"	1-1/4"	18-1/2"	2-3/8"	7-1/4"	28.00
10r30Lss13	10-1/4"	17-1/2"	1-3/8"	16"	2-3/8"	7-1/4"	28.00
10r31ss1.5	12-1/2"	22-7/8"	1-1/2"	19-3/8"	3-1/8"	7-7/8"	61.00
10r32ss1.2	10"	15-1/2"	1-1/4"	16"	2-1/8"	7-1/4"	24.00
10r32ss1.3	10"	15-1/2"	1-3/8"	16"	2-1/8"	7-1/4"	24.00
10r35ss1.2	9-1/2"	17"	1-1/4"	16"	2-1/2"	7"	22.00
10r38ss1.3	10"	21-3/4"	1-3/8"	17"	2-3/8"	7"	29.00
10r40ss1.2	13-1/2"	20-1/2"	1-1/4"	20-1/4"	3-1/2"	10-1/8"	40.00
10r40ss1.3	13-1/2"	20-1/2"	1-3/8"	20-1/4"	3-1/2"	10-1/8"	40.00
10r40ss1.5	13-1/2"	20-1/2"	1-1/2"	20-1/4"	3-1/2"	10-1/8"	40.00
10r40sss13	13-3/4"	17-1/2"	1-3/8"	16"	3-1/4"	10-5/8"	39.00
10r40sss15	13-3/4"	17-1/2"	1-1/2"	16"	3-1/4"	10-5/8"	39.00
10r50ss1.7	16"	27-1/16"	1-3/4"	21"	3-3/8"	11-1/2"	78.00
10r50ss2.0	16"	27-1/16"	2"	21"	3-3/8"	11-1/2"	78.00
10r51ss2.0	15-1/2"	28"	2"	16"	3-3/8"	13-1/8"	85.00
10r52ss2.0	15-7/8"	26"	2"	18"	4"	11-3/8"	110.00
10r56ss1.7	12-9/16"	25-1/4"	1-3/4"	21"	3"	9-3/16"	63.00
10r57ss1.7	13-1/4"	22-1/2"	1-3/4"	19-7/8"	3-1/2"	8-7/8"	58.00
10r58ss2.0	15-1/2"	32"	2"	21"	3-3/8"	13-1/8"	94.00
10r59ss1.5	12-1/4"	19"	1-1/2"	18"	3-3/16"	9"	32.00

\*Rudder shafts do not come with keyways installed. Keyways can be machined upon request.

\*\*The shafts shown are what Buck Algonquin keeps in stock. Other lengths are available upon request.



### Custom Castings:

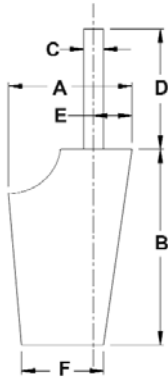
We also specialize in custom castings. If you can't find the rudder you are looking for please find the reference drawings in the back of this catalog, fill in the blanks, and send it back to us by email or fax. We will find a rudder that best fits your application or quote you on a custom casting.

G

STEERING HARDWARE

## Bronze Special Rudders

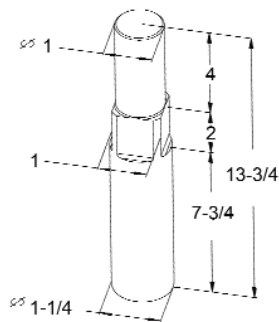
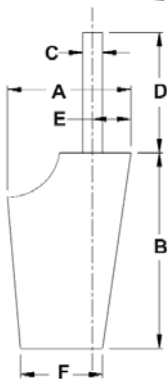
All rudders come with a stainless steel shaft\* cast into the blade  
Sold each



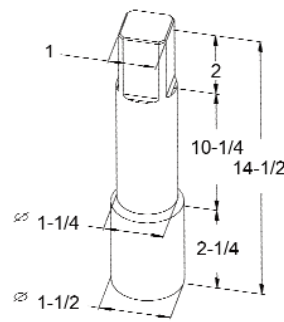
Part Number	Blade Top (A)	Blade Len. (B)	Shaft Dia. (C)	Shaft Len.** (D)	(E)	Blade Bottom (F)	Weight, lbs.
10r21mss1	10-3/8"	14"	1"	15"	2"	7-1/4"	12.00
10r22mss1	13-1/2"	15-1/2"	1-1/4"	17"	3"	8-7/8"	31.00
10r23mss1	10-1/2"	22"	1-3/4"	19"	3"	9-1/2"	50.00
10r25mss1	9-1/2"	17"	1-1/4"	16"	2-1/2"	6-7/8"	16.00
10r26mss1	8"	14-1/4"	1-1/4"	16-1/4"	2-5/16"	5-1/2"	14.00
10r30mss15	13-1/2"	20"	1-1/2"	17"	5-3/4"	17-17/32"	70.00
10r31ess1	12-1/2"	20-7/8"	1-1/2"	19-3/8"	3-3/8"	7-7/8"	72.00
10r33ess1	9-3/4"	17-1/2"	1-1/4"	18-1/2"	2"	7-1/4"	24.00

\*Rudder shafts do not come with keyways installed. Keyways can be machined upon request.

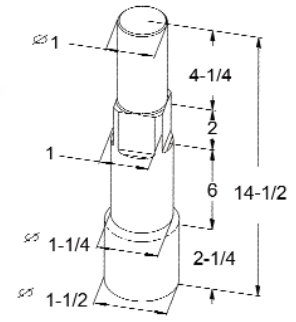
\*\*The shafts shown are what Buck Algonquin keeps in stock. Other lengths are available upon request.



Shaft Diagram (1)  
10r1731rud



Shaft Diagram (2)  
10r17312rud



Shaft Diagram (3)  
10r1735rud

## Bronze Stepped Shaft Rudders

All rudders come with a stainless steel shaft cast into the blade  
Sold each

Part Number	Blade Top (A)	Blade Len. (B)	Shaft Dia. (C)	Shaft Len. (D)	(E)	Blade Bottom (F)	Weight, lbs.
10r1731rud	6-1/2"	14-7/8"	Dia. 1	13-3/4"	1-1/8"	5-11/16"	18.00
10r17312rd	8-1/4"	14-7/8"	Dia. 2	14-1/2"	1-1/2"	7"	25.00
10r1735rud	10-7/8"	17-7/8"	Dia. 3	14-1/2"	1-3/4"	8-13/16"	35.00

**Custom Castings:** We also specialize in custom castings. If you can't find the rudder you are looking for please find the reference drawings in the back of this catalog, fill in the blanks, and send it back to us by email or fax. We will find a rudder that best fits your application or quote you on a custom casting.

## Bronze High Speed Rudders

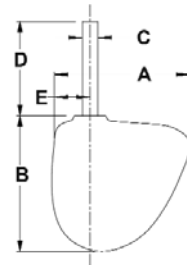
All rudders come with a stainless steel shaft\* cast into the blade

Sold each

Part Number	Blade Width (A)	Blade Len. (B)	Shaft Dia. (C)	Shaft Len.** (D)	(E)	Weight, lbs.
10r1hsss1	11"	13"	1"	9-1/2"	2-1/2"	14.00
10r2hsss1	11-1/2"	16"	1-1/4"	18"	2-3/4"	26.00
10r3hsss1	8-3/4"	13"	1"	12-3/4"	1-3/4"	14.00
10r4hsss1	10"	13-1/2"	1-1/4"	14"	2-1/2"	15.00
10r6hsss1	10"	13-1/2"	1-1/8"	15"	2-1/2"	16.00
10r7hsss2	16"	24"	2"	21"	3-1/4"	55.00

\*Rudder shafts do not come with keyways installed. Keyways can be machined upon request.

\*\*The shafts shown are what Buck Algonquin keeps in stock. Other lengths are available upon request.



## Bronze High Speed Rudders - Flanged Type

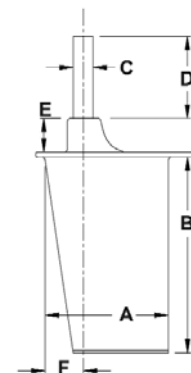
All rudders come with a stainless steel shaft\* cast into the blade

Sold each

Part Number	Blade Width (A)	Blade Len. (B)	Shaft Dia. (C)	Shaft Len.** (D)	Above Flange (E)	(F)	Weight, lbs.
10r3hsfss1	9-1/4"	11-1/2"	1"	18"	1"	2"	16.00
10r4hsfss1	6"	12"	1"	15"	7"	2"	11.00
10r5hsfss1	9-1/2"	15"	1-3/8"	21-1/4"	2-1/2"	3-1/4"	28.00
10r6hsfss1	9-1/2"	15"	1-1/4"	20"	1-1/2"	3-1/4"	28.00
10r31hsfss	11"	16"	1-1/2"	20"	4-1/2"	3-1/2"	40.00
10r32hsfss	14-5/8"	18-3/4"	1-1/2"	13-1/4"	4-1/2"	3"	30.00
10r33hsfss	10-5/8"	16-3/4"	1-1/4"	13-3/4"	2-1/4"	2-5/8"	25.00
10r34hsfss	13"	20-3/4"	1-1/2"	18-1/2"	4-1/2"	4-7/16"	36.00

\*Rudder shafts do not come with keyways installed. Keyways can be machined upon request.

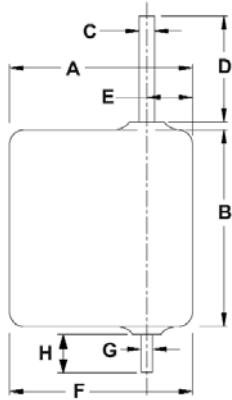

\*\*The shafts shown are what Buck Algonquin keeps in stock. Other lengths are available upon request.



**Custom Castings:** We also specialize in custom castings. If you can't find the rudder you are looking for please find the reference drawings in the back of this catalog, fill in the blanks, and send it back to us by email or fax. We will find a rudder that best fits your application or quote you on a custom casting.

## Bronze Skeg Rudders

All skeg rudders come with a stainless steel shaft\* & pintle cast into the blade - Sold each



Part Number	Blade Top (A)	Blade Len. (B)	Shaft Dia. (C)	Shaft Len.** (D)	(E)	Blade Bottom (F)	Pintle Dia. (G)	Pintle Len. (H)	Weight, lbs.
10rs1ss1.0	9-1/2"	11-1/2"	1"	11-1/2"	2-7/8"	9-1/2"	7/8"	3-1/2"	16.00
10rs2ss1.0	11-1/2"	14-1/2"	1"	12"	2"	9-1/2"	7/8"	3-1/4"	18.00
10rs5br1.1	12"	14"	1-1/8"	18"	3-1/8"	12"	7/8"	2"	29.00
10rs8ss1.0	14"	14"	1"	12"	3"	14"	7/8"	4"	24.00
10rs8ss1.1	14"	14"	1-1/8"	12"	3"	14"	7/8"	4"	24.00
10rs9ss1.0	15"	15"	1"	12"	3"	15"	7/8"	3-3/4"	28.00
10rs12ss1	18"	18"	1"	12"	3"	18"	1"	3-3/4"	35.00
10rs13ss1	18"	20"	1-1/4"	18"	3"	18"	1"	4"	37.00
10rs17ss1	22"	22"	1-1/4"	18"	3"	22"	1"	3-5/8"	74.00
10rs19ss1	24"	22"	1-1/4"	18"	3"	24"	1"	4"	79.00
10rs19ss15	24"	22"	1-1/2"	18"	3"	24"	1"	4"	79.00
10rs20ss1	24"	24"	1-1/4"	18"	3"	24"	1"	4"	83.00
10rs20ss15	24"	24"	1-1/2"	18"	3"	24"	1"	3-3/4"	83.00

### Custom Castings:

We also specialize in custom castings. If you can't find the rudder you are looking for please find the reference drawings in the back of this catalog, fill in the blanks, and send it back to us by email or fax. We will find a rudder that best fits your application or quote you on a custom casting.

\*Rudder shafts do not come with keyways installed. Keyways can be machined upon request.

\*\*The shafts shown are what Buck Algonquin keeps in stock. Other lengths are available upon request.

### Bronze Skeg Bars - Sold each

Part Number	Overall Length	Weight, lbs.
10skb1	26-3/16"	6.25
10skb2	26-1/8"	10.50



*Pintle holes can be machined upon request.*

### Bronze Skeg Bars - Sold each

Part Number	Skeg Bar Thickness	Skeg Bar Width	Skeg Bar Length	Weight, lbs.
10skb3a	1/2"	2"	24"	10.00
10skb3b	1/2"	2"	30"	12.00
10skb3c	1/2"	2"	36"	13.00
10skb3d	1/2"	2"	42"	14.00
10skb3e	1/2"	2-1/2"	42"	18.00
10skb3f	1/2"	2-1/2"	48"	20.00
10skb3g	1/2"	3"	36"	18.00
10skb3h	1/2"	3"	42"	20.00
10skb3i	1/2"	3"	48"	23.00
10skb3j	5/8"	4"	48"	45.00
10skb3k	5/8"	4"	60"	60.00



*Pintle holes can be machined upon request.*

### Bronze Skeg Bearings - Sold each

Part Number	Bore Diameter	Bore Depth	Hub Diameter	Overall Height	Flange Width	Flange Length	Flange Thickness	Weight, lbs.
83100	1"	1"	2-3/16"	1-3/8"	2-7/8"	3-7/8"	5/16"	2.50
83112	1-1/8"	1"	2-3/16"	1-3/8"	2-7/8"	3-7/8"	5/16"	2.50
83125	1-1/4"	1"	2-3/16"	1-3/8"	2-7/8"	3-7/8"	5/16"	2.50
83138	1-3/8"	1"	2-3/16"	1-3/8"	2-7/8"	3-7/8"	5/16"	2.50
83150	1-1/2"	1-1/2"	2-3/8"	2-1/16"	3-5/8"	5"	7/16"	3.80
83175	1-3/4"	1-3/4"	2-3/8"	2-1/16"	3-5/8"	5"	7/16"	5.75
83200	2"	1-3/4"	2-3/8"	2-1/16"	3-5/8"	5"	7/16"	5.70
83225	2-1/4"	2-1/2"	3"	2-15/16"	6"	6"	7/16"	11.20
83250	2-1/2"	2-1/2"	3"	2-15/16"	6"	6"	7/16"	11.15



### Bronze Reverse Skeg Bearings - Sold each

Part Number	Bore Diameter	Bore Depth	Hub Diameter	Overall Height	Flange Width	Flange Length	Flange Thickness	Weight, lbs.
83100r	1"	1"	2-3/16"	1-3/8"	2-7/8"	3-7/8"	5/16"	2.50
83112r	1-1/8"	1"	2-3/16"	1-3/8"	2-7/8"	3-7/8"	5/16"	2.50
83125r	1-1/4"	1"	2-3/16"	1-3/8"	2-7/8"	3-7/8"	5/16"	2.50
83138r	1-3/8"	1"	2-3/16"	1-3/8"	2-7/8"	3-7/8"	5/16"	2.50
83150r	1-1/2"	1-1/2"	2-3/8"	2-1/16"	3-5/8"	5"	7/16"	3.80
83175r	1-3/4"	1-3/4"	2-3/8"	2-1/16"	3-5/8"	5"	7/16"	5.75
83200r	2"	1-3/4"	2-3/8"	2-1/16"	3-5/8"	5"	7/16"	5.70
83225r	2-1/4"	2-1/2"	3"	2-15/16"	6"	6"	7/16"	11.20
83250r	2-1/2"	2-1/2"	3"	2-15/16"	6"	6"	7/16"	11.15



G

STEERING HARDWARE

## Bronze Rudder Collars

Each collar comes complete w/ a setscrew - Sold each



Part Number	Shaft Size	Outside Diameter	Overall Height	Weight, lbs.
00rc100	1"	1-3/4"	1"	.45
00rc113	1-1/8"	1-3/4"	1"	.75
00rc125	1-1/4"	2"	1"	.65
00rc138	1-3/8"	2-1/4"	1"	1.20
00rc150	1-1/2"	2-5/16"	1-3/16"	1.15
00rc175	1-3/4"	2-11/16"	1-11/16"	1.15
00rc200	2"	2-15/16"	1-5/8"	2.90
00rc225	2-1/4"	3-3/8"	1-5/8"	3.00
00rc250	2-1/2"	3-3/8"	1-5/8"	2.80
00rc275	2-3/4"	4-1/2"	2"	6.00
00rc300	3"	4-1/2"	2"	5.50

## Bronze Rudder Bearing Flanges - Round Flange - Sold each



Part Number	Shaft Size	Outside Diameter	Overall Height	Bolt Circle	Screw Size	Weight, lbs.
00rbf100	1"	3-3/16"	1-7/16"	2-9/16"	#10	.90
00rbf113	1-1/8"	3-3/16"	1-7/16"	2-9/16"	#10	.80
00rbf125	1-1/4"	3-3/16"	1-7/16"	2-9/16"	#10	.70
00rbf138	1-3/8"	3-3/16"	1-7/16"	2-9/16"	#10	.75

## Bronze Rudder Bearing Flanges - Oval Flange - Sold each



Part Number	Shaft Size	Flange Size W x L	Overall Height	Bolthole C to C	Bolt Size	Weight, lbs.
00rbof125	1-1/4"	2-1/16" x 5-3/8"	1-5/16"	4-5/16"	3/8"	.90
00rbof138	1-3/8"	2-1/16" x 5-3/8"	1-5/16"	4-5/16"	3/8"	.85
00rbof150	1-1/2"	2-9/16" x 5-9/16"	1-13/16"	4-13/32"	3/8"	1.50

## Bronze Rudder Bearing Flanges - Square Flange - Sold each



Part Number	Shaft Size	Flange Size, Sq.	Overall Height	Bolthole C to C	Bolt Size	Weight, lbs.
00rbf150	1-1/2"	3-3/4"	1-3/8"	2-7/8"	1/2"	1.05
00rbf175	1-3/4"	3-3/4"	1-3/8"	2-7/8"	1/2"	1.90
00rbf200	2"	3-3/4"	1-3/8"	2-7/8"	1/2"	1.65
00rbf225	2-1/4"	4-5/8"	1-1/4"	3-1/4"	1/2"	2.60
00rbf250	2-1/2"	4-5/8"	1-1/4"	3-1/4"	1/2"	2.80
00rbf275	2-3/4"	5-3/4"	1-5/16"	4-1/4"	1/2"	6.50
00rbf300	3"	5-3/4"	1-5/16"	4-1/4"	1/2"	6.20



### Dripless Rudder Port Spuds - Fits Standard Rudder Ports

Made of cast bronze & comes complete w/ retaining ring, lip seal, and o-ring - Sold complete

Part Number	Shaft Size	Outside Diameter	Hex Size	Overall Length
00pb125Ls	1-1/4"	2-1/2"	2-3/16"	1-7/8"
00pb150Ls	1-1/2"	2-7/8"	2-3/16"	2-1/8"
00pb175Ls	1-3/4"	3-1/2"	3-1/4"	2-1/2"
00pb200Ls	2"	3-5/8"	3-1/8"	2-7/16"



### Bronze Rudder Ports - Inside Mount - Square Flange

Complete w/ packing nut and lock nut - Sold complete

Part Number	Shaft Size	Packing Size	Length Under Flange	Flange Size, Sq.	Bolthole C to C	Bolt Size	Weight, lbs.
00rp100	1"	1/4"	4"	3-7/8"	2-3/4"	3/8"	3.15
00rp100L	1"	1/4"	2-1/8"	3-1/2"	2-3/8"	3/8"	2.45
00rp113	1-1/8"	3/16"	4"	3-7/8"	2-3/4"	3/8"	3.00
00rp125	1-1/4"	1/4"	4"	4-1/4"	3-1/16"	3/8"	5.00
00rp125L	1-1/4"	1/4"	3"	4-1/4"	3-1/16"	3/8"	4.00
00rp12506	1-1/4"	1/4"	6"	4-1/4"	3-1/16"	3/8"	6.00
00rp150s	1-1/2"	1/4"	5"	4-1/2"	3-3/8"	1/2"	12.00
00rp225L*	2-1/4"	3/8"	3-1/2"	6"	n/a	n/a	11.00

\* Comes without baseholes machined.



### Replacement Parts for Inside Mount Rudder Ports

#### Lock Nuts - Sold each

Part Number	Use With Part Numbers
00100pbn	00rp100, 00rp100L & 00rp113
00125pbn	00rp125, 00rp125L & 00rp12506
00138pbn	00rp150s
00rpn225	00rp225L

#### Packing Spuds - Sold each

Part Number	Use With Part Numbers
00100pbs	00rp100 & 00rp100L
00113pbs	00rp113
00125pbs	00rp125, 00rp125L, & 00rp12506
00150pbs	00rp150s
00rps225	00rp225L

### Backing Plates for Inside Mount Rudder Ports - Sold each

Part Number	Use With Part Numbers	Weight, lbs.
00rpbp100	00rp100 & 00rp113	.65
00rpbp100a	00rp100L	.65
00rpbp125	00rp125, 00rp125L & 00rp12506	1.15
00rpbp150s	00rp150s	.65





**TOURNAMENT MARINE PRODUCTS** **Bronze Rudder Ports - Inside Mount - Square Flange**  
Complete w/ packing nut and lock nut - Sold complete

Part Number	Shaft Size	Packing Size	Length Under Flange	Flange Size, Sq.	Bolthole C to C	Bolt Size	Weight, lbs.
2902	1-1/4"	1/4"	3-1/2"	4"	2-7/8"	3/8"	4.40
2903	1-3/8"	5/16"	3-1/2"	4"	2-7/8"	3/8"	4.20
2904	1-1/2"	1/4"	3-1/2"	4"	2-7/8"	3/8"	4.20

### Replacement Parts for Tournament Rudder Ports

#### Lock Nuts - Sold each

Part Number	Use With Part Numbers
00125pbn	2902
00138pbn	2903 & 2904

#### Packing Spuds - Sold each

Part Number	Use With Part Numbers
00125pbs	2902
00138pbs	2903
00150pbs	2904

### Backing Plate for Tournament Rudder Ports - Sold each



Part Number	Use With Part Numbers	Weight, lbs.
2902bp	2902, 2903, & 2904	.85



**TOURNAMENT MARINE PRODUCTS** **Bronze Rudder Ports - Inside Mount - Rectangular Flange**  
Complete w/ packing nut and lock nut - Sold complete

Part Number	Shaft Size	Packing Size	Length Under Flange	Flange Size W x L	Bolthole C to C	Bolt Size	Weight, lbs.
290520m	1-1/4"	3/4"	5"	4-1/8" x 7-1/8"	2-1/2" x 5-1/2"	1/2"	18.00
290522m	1-3/8"	5/8"	5"	4-1/8" x 7-1/8"	2-1/2" x 5-1/2"	1/2"	17.50
290524m	1-1/2"	9/16"	5"	4-1/8" x 7-1/8"	2-1/2" x 5-1/2"	1/2"	17.00

### Replacement Parts for Inside Mount Rudder Ports

#### Lock Nuts - Sold each

Part Number	Use With Part Numbers
00175pbn	290520m, 290522m, & 290524m

#### Packing Spuds - Sold each

Part Number	Use With Part Numbers
00175pbs20	290520m
00175pbs22	290522m
00175pbs24	290524m

### Backing Plates for Inside Mount Rudder Ports - Sold each

Part Number	Use With Part Numbers	Weight, lbs.
00rpbp175	290520m, 290522m, & 290524m	2.00



**TOURNAMENT MARINE PRODUCTS** **Bronze Rudder Ports**
**Inside Mount - Oval Flange - Low Profile - Gland Style**

Complete w/ packing gland and two nuts on each stud - Sold complete

Part Number	Shaft Size	Packing Size	Length Under Flange	Flange Width	Flange Length	Barrel Diameter	Weight, lbs.
88100	1"	5/16"	1-1/2"	3"	5-3/4"	2-1/8"	5.00
88112	1-1/8"	1/4"	1-1/2"	3"	5-3/4"	2-1/8"	4.90
88125	1-1/4"	3/16"	1-1/2"	3"	5-3/4"	2-1/8"	4.80


**TOURNAMENT MARINE PRODUCTS** **Bronze Rudder Ports**
**Inside Mount - Square Flange - Low Profile - Gland Style**

Complete w/ packing gland and two nuts on each stud - Sold complete

Part Number	Shaft Size	Packing Size	Length Under Flange	Flange Size, Sq.	Barrel Diameter	Weight, lbs.
88138	1-3/8"	5/16"	1-5/8"	4-3/4"	2-5/8"	8.70
88150	1-1/2"	1/4"	1-5/8"	5-5/8"	2-5/8"	8.60
88175	1-3/4"	1/2"	1-5/8"	5-5/8"	3-3/4"	15.80
88200	2"	3/8"	1-5/8"	5-5/8"	3-3/4"	15.70


**Bronze Rudder Ports - Inside Mount - Oval Flange**

Complete w/ packing nut and lock nut - Sold complete

Part Number	Shaft Size	Packing Size	Length Under Flange	Flange Size W x L	Bolthole C to C	Bolt Size	Weight, lbs.
00rpo100	1"	1/4"	3"	2-5/8" x 4-5/16"	3"	3/8"	3.00
00rpo113	1-1/8"	3/16"	3"	2-5/8" x 4-5/16"	3"	3/8"	2.85
00rpo125	1-1/4"	1/4"	4-1/4"	3" x 5-7/8"	4-1/4"	1/2"	5.00
00rpo138	1-3/8"	3/16"	4-1/4"	3" x 5-7/8"	4-1/4"	1/2"	5.00
00rpo150	1-1/2"	1/4"	3-3/4"	3-1/2" x 6-5/8"	5-1/8"	1/2"	6.00


**Replacement Parts for Oval Flange Inside Mount Rudder Ports**
**Lock Nuts - Sold each**

Part Number	Use With Part Numbers
00100pbn	00rpo100 & 00rpo113
00125pbn	00rpo125, 00rpo138, 00rpo150

**Packing Spuds - Sold each**

Part Number	Use With Part Numbers
00100pbs	00rpo100
00113pbs	00rpo113
00125pbs	00rpo125
00125pbs38	00rpo138
00150pbs	00rpo150

**G**
**STEERING HARDWARE**



## Bronze Rudder Ports - Inside Mount - Rectangular Flange

Complete w/ packing nut and lock nut - Sold complete

Part Number	Shaft Size	Packing Size	Length Under Flange	Flange Size W x L	Bolthole C to C	Bolt Size	Weight, lbs.
00rp138	1-3/8"	5/16"	5"	3-3/4" x 7"	2-1/4" x 5-1/4"	1/2"	9.15
00rp150	1-1/2"	1/4"	5"	3-3/4" x 7"	2-1/4" x 5-1/4"	1/2"	8.70
00rp175	1-3/4"	7/16"	5"	4-1/8" x 7-1/8"	2-1/2" x 5-1/2"	1/2"	13.30
00rp200	2"	3/8"	5"	4-1/8" x 7-1/8"	2-1/2" x 5-1/2"	1/2"	13.00
00rp225*	2-1/4"	3/8"	7"	6" x 10"	n/a	n/a	25.00
00rp250*	2-1/2"	3/8"	8-1/2"	6" x 12"	n/a	n/a	43.00
00rp275	2-3/4"	9/16"	5"	6-1/4" x 10-3/4"	4-1/4" x 8-3/4"	1/2"	40.00
00rp300	3"	11/16"	5"	6-1/4" x 10-3/4"	4-1/4" x 8-3/4"	1/2"	38.00

\* Comes without baseholes machined.

## Replacement Parts for Inside Mount Rudder Ports

### Lock Nuts - Sold each

Part Number	Use With Part Numbers
00138pbn	00rp138 & 00rp150
00175pbn	00rp175 & 00rp200
00rpn225	00rp225
00225pbn	00rp250
00300pbn	00rp275 & 00rp300

### Packing Spuds - Sold each

Part Number	Use With Part Numbers
00138pbs	00rp138
00150pbs	00rp150
00175pbs	00rp175
00200pbs	00rp200
00rps225	00rp225
00250pbs	00rp250
00275pbs	00rp275
00300pbs	00rp300

### Backing Plates for Inside Mount Rudder Ports - Sold each



Part Number	Use With Part Numbers	Weight, lbs.
00rpbp150	00rp138 & 00rp150	1.80
00rpbp175	00rp175 & 00rp200	2.00
00rpbp225	00rp225, 00rp275, & 00rp300	6.00
00rpbp250	00rp250	7.00

**TOURNAMENT MARINE PRODUCTS** **Bronze Rudder Ports - Inside Mount - Rectangular Flange**  
 Complete w/ packing nut and lock nut - Sold complete

Part Number	Shaft Size	Packing Size	Length Under Flange	Flange Width	Flange Length	Barrel Diameter	Weight, lbs.
82125	1-1/4"	1/4"	3"	4-1/4"	4-1/4"	1-5/8"	10.00
82138	1-3/8"	9/16"	1-1/4"	4-1/2"	6-1/8"	2-1/8"	14.25
82150	1-1/2"	7/16"	1-1/4"	4-1/2"	6-1/8"	2-1/8"	14.20
82175	1-3/4"	1/2"	1-5/8"	4-1/2"	6-5/8"	2-1/2"	22.50
82200	2"	3/8"	1-5/8"	4-1/2"	6-5/8"	2-5/8"	22.45
82225	2-1/4"	9/16"	1-3/4"	4-1/2"	6-5/8"	3-1/4"	22.40
82250	2-1/2"	5/16"	1-3/4"	4-7/8"	9"	3-1/4"	32.00



**Replacement Parts for Inside Mount Rudder Ports**

**Lock Nuts - Sold each**


Part Number	Use With Part Numbers
00125pbn	82125
82138n	82138 & 82150
00175pbn	82175 & 82200
82225n	82225
00225pbn	82250

**Packing Spuds - Sold each**

Part Number	Use With Part Numbers
86125s	82125
82138s	82138
82150s	82150
82175s	82175
82200s	82200
82225s	82225
82250s	82250

**TOURNAMENT MARINE PRODUCTS** **Bronze Rudder Ports - Inside Mount - Rectangular Flange**  
 Complete w/ packing nut and lock nut - Sold complete

Part Number	Shaft Size	Packing Size	Length Under Flange	Flange Width	Flange Length	Barrel Diameter	Weight, lbs.
86125	1-1/4"	1/4"	3"	4"	4"	1-3/4"	7.00
86138	1-3/8"	9/16"	3"	4"	7-1/8"	2-1/4"	16.50
86150	1-1/2"	7/16"	3"	4"	7-1/8"	2-1/4"	16.20
86200	2"	3/8"	4-3/8"	4-1/2"	8-1/4"	3"	24.00
86225	2-1/4"	9/16"	4-3/8"	4-1/2"	8-1/4"	3-1/4"	23.90




**Replacement Parts for Inside Mount Rudder Ports**

**Lock Nuts - Sold each**

Part Number	Use With Part Numbers
00125pbn	86125
82138n	86138 & 86150
00175pbn	86200
82225n	86225

**Packing Spuds - Sold each**

Part Number	Use With Part Numbers
86125s	86125
82138s	86138
82150s	86150
82200s	86200
82225s	86225



### Bronze Rudder Ports - Outside Mount - Rectangular Flange

Complete w/ packing nut and lock nut - Sold complete

Part Number	Shaft Size	Packing Size	Length Above Flange	Flange Size W x L	Bolthole C to C	Bolt Size	Weight, lbs.
10rp100acc	1"	1/4"	4-1/8"	3-1/4" x 4"	2-1/4" x 3"	3/8"	3.65
10rp125acc	1-1/4"	1/4"	4-3/8"	3-1/4" x 4"	2-1/4" x 3"	3/8"	4.00

### Replacement Parts for Outside Mount Rudder Ports

#### Lock Nuts - Sold each

Part Number	Use With Part Numbers
00100pbn	10rp100acc
00125pbn	10rp125acc

#### Packing Spuds - Sold each

Part Number	Use With Part Numbers
00100pbs	10rp100acc
00125pbs	10rp125acc

### Backing Plates for Outside Mount Rudder Ports - Sold each



Part Number	Use With Part Numbers	Weight, lbs.
00rbpb12cc	10rp100acc & 10rp125acc	1.25

### Bronze Rudder Ports - Outside Mount - Square Flange - Angled

Complete w/ packing nut and lock nut - Sold complete



Part Number	Shaft Size	Packing Size	Length Above Flange	Flange Size, Sq.	Flange Angle, Deg.	Bolthole C to C	Bolt Size	Weight, lbs.
00rp125b	1-1/4"	1/4"	6"	4-1/2"	85	3-1/16"	3/8"	6.00
00rp125b12	1-1/4"	1/4"	6-1/8"	4-1/8"	12	2-7/8"	1/2"	6.25
00rp125b17	1-1/4"	1/4"	4-5/16"	5-1/8"	17	3-1/4"	7/16"	11.00
00rp125b18	1-1/4"	1/4"	4-5/8"	4-1/4"	18-1/2	3-1/8"	3/8"	6.20
00rp125b19	1-1/4"	1/4"	2-1/4"	4"	19	3"	3/8"	3.50
00rp125b23	1-1/4"	1/4"	4-1/2"	4-1/4"	23	3-1/16"	3/8"	6.00
00rp138b	1-3/8"	3/16"	6"	4-1/2"	85	3-1/16"	3/8"	6.00
00rp150a12	1-1/2"	1/4"	7"	4-1/8"	12	2-7/8"	1/2"	6.90

### Replacement Parts for Outside Mount Rudder Ports


#### Lock Nuts - Sold each

Part Number	Use With Part Numbers
00125pbn	00rp125b, 00rp125b12, 00rp125b17, 00rp125b18, 00rp125b19 & 00rp125b23 & 00rp138b
00138pbn	00rp150a12

#### Packing Spuds - Sold each

Part Number	Use With Part Numbers
00125pbs	00rp125b, 00rp125b12, 00rp125b17, 00rp125b18, 00rp125b19 & 00rp125b23
00125pbs38	00rp138b
00150pbs	00rp150a12

### Backing Plates for Outside Mount Rudder Ports - Sold each



Part Number	Use With Part Numbers	Weight, lbs.
00rbpb125	00rp125b, 00rp125b23, 00rp138b	1.15
2902bp	00rp125b12, 00rp125b18	.85
320028bp	00rp125b17	1.15
00rbpb1b19	00rp125b19	1.20
00rbpb150s	00rp150a12	.65

## Bronze Rudder Ports - Outside Mount - Square Flange

Complete w/ packing nut and lock nut - Sold complete

Part Number	Shaft Size	Packing Size	Length Above Flange	Flange Size, Sq.	Bolthole C to C	Bolt Size	Weight, lbs.
00rp100a	1"	1/4"	3-3/4"	3-1/2"	2-3/8"	3/8"	4.00
00rp113a	1-1/8"	3/16"	3-3/4"	3-1/2"	2-3/8"	3/8"	4.00
00rp125a	1-1/4"	1/4"	6"	4-1/2"	3-1/16"	3/8"	6.00
00rp138a	1-3/8"	3/16"	6"	4-1/2"	3-1/16"	3/8"	6.00
00rp150a	1-1/2"	1/4"	5"	5-1/8"	3-1/4"	3/8"	14.30
00rp175a	1-3/4"	5/16"	5"	5-1/8"	3-1/4"	3/8"	15.00
00rp200a	2"	3/8"	5"	5-1/8"	3-1/4"	1/2"	18.00
00rp225a	2-1/4"	7/16"	6-7/16"	6"	4-1/2"	1/2"	22.50
00rp250a	2-1/2"	5/16"	6-7/16"	6"	4-1/2"	1/2"	21.00
00rp275a	2-3/4"	11/16"	6-1/2"	6-3/4"	4-3/4"	1/2"	32.00
00rp300a	3"	9/16"	6-1/2"	6-3/4"	4-3/4"	1/2"	30.00



## Replacement Parts for Outside Mount Rudder Ports

### Lock Nuts - Sold each


Part Number	Use With Part Numbers
00100pbn	00rp100a & 00rp113a
00125pbn	00rp125a & 00rp138a
00138pbn	00rp150a
00175pbnoy	00rp175a
00175pbn	00rp200a
00225pbn	00rb225a & 00rb250a
00300pbn	00rb275a & 00rp300a

### Packing Spuds - Sold each

Part Number	Use With Part Numbers
00100pbs	00rp100a
00113pbs	00rp113a
00125pbs	00rp125a
00125pbs38	00rp138a
00150pbs	00rp150a
00175pbsoy	00rp175a
00200pbs	00rp200a
00225pbs	00rp225a
00250pbs	00rp250a
00275pbs	00rp275a
00300pbs	00rp300a

## Backing Plates for Outside Mount Rudder Ports - Sold each

Part Number	Use With Part Numbers	Weight, lbs.
00rbp100a	00rp100a	.40
00rbp113a	00rp113a	.90
00rbp125a	00rp125a & 00rp138a	1.15
00rbp150a	00rp150a	1.75
00rbp175200a	00rp175a & 00rp200a	1.75
00rbp250a	00rp250a	6.00
00rbp275a	00rp250a	6.00
00rbp300a	00rp250a	6.00




G

STEERING HARDWARE

## Bronze Rudder Port Backing Plate

Square Flange - Sold each



Part Number	Plate Dimensions	Weight, lbs.
00rpbp100a	3-1/4" x 3-1/4"	.40
00rpbp100	3-3/4" x 3-3/4"	.65
2902bp	4" x 4"	.85
00rpbp125	4-3/8" x 4-3/8"	1.15
00rpbp150s	4-1/2" x 4-1/2"	.65
00rpbp150a	5" x 5"	1.75
00rpbp175200a	5" x 5"	1.75
00rpbp250a	6" x 6"	6.00

## Bronze Rudder Port Backing Plate

Rectangular Flange - Sold each



Part Number	Plate Dimensions	Weight, lbs.
00rpbp150	3-3/4" x 6-3/4"	1.80
00rpbp175	4-1/8" x 7-1/4"	2.00
00rpbp225	6" x 10"	6.00
00rpbp250	6" x 12-1/8"	7.00

## **TOURNAMENT** Bronze Tiller Arms

Complete w/ pinch bolt, nut, and a setscrew - Sold each



Part Number	Shaft Size	Overall Length	Max C to C	Keyway Size	Weight, lbs.
81100	1"	11"	8-5/8"	1/4"	5.00
81125	1-1/4"	11"	8-5/8"	1/4"	5.00
81138	1-3/8"	11-3/4"	9-1/2"	1/4"	7.30
81150	1-1/2"	11-3/4"	9-1/2"	3/8"	7.20
81175	1-3/4"	20"	8-9/16"	3/8"	7.10
81200	2"	20"	8-9/16"	3/8"	7.00



## Bronze Tiller Arms

Complete w/ pinch bolt, nut, and a setscrew - Sold each

Part Number	Shaft Size	Overall Length	Max C to C	Keyway Size	Weight, lbs.
10fa10x700	1"	9-1/4"	7"	1/4"	1.45
10fa11x700	1-1/8"	9-1/4"	7"	1/4"	1.40
10fa12x700	1-1/4"	9-1/4"	7"	1/4"	2.60
mackayta125x700	1-1/4"	9-1/4"	7"	5/16"	2.60
10fa12x900	1-1/4"	11-1/2"	9"	1/4"	2.80
10fa13x700	1-3/8"	9-1/4"	7"	1/4"	2.60
mackayta138x700	1-3/8"	9-1/4"	7"	5/16"	2.60
10fa13x900	1-3/8"	11-1/2"	9"	1/4"	2.80
10fa15x100	1-1/2"	15-3/4"	12"	3/8"	5.00
10fa17x100	1-3/4"	15-3/4"	12"	3/8"	5.00
mackayta175x100	1-3/4"	15-3/4"	12"	7/16"	5.00
10fa20x100	2"	15-3/4"	12"	3/8"	5.50
mackayta200x100	2"	15-3/4"	12"	1/2"	5.50
10fa22x170	2-1/4"	17"	13"	1/2"	7.00
mackayta225x170	2-1/4"	17"	13"	9/16"	7.00
10fa25x170	2-1/2"	17"	13"	1/2"	7.00
mackayta250x170	2-1/2"	17"	13"	5/8"	7.00



## Bronze Heavy Duty Tiller Arms

Complete w/ two pinch bolts, nuts, and a setscrew - Sold each

Part Number	Shaft Size	Overall Length	Max C to C	Keyway Size	Weight, lbs.
10fa20x14h	2"	20-3/4"	13"	3/8"	17.00
10fa22x14h	2-1/4"	20-3/4"	16"	1/2"	17.80
10fa25x14h	2-1/2"	20-3/4"	16"	5/8"	17.10
10fa27x16hd	2-3/4"	21-1/8"	16"	5/8"	24.00
10fa30x16hd	3"	21-1/8"	16"	3/4"	23.50



## Bronze Tiller Arm - w/ Dual Arms

Complete w/ two pinch bolts, nuts, and a setscrew - Sold each

Part Number	Shaft Size	Overall Length	Max C to C	Keyway Size	Weight, lbs.
10fa30x12h	3"	24"	10-3/4"	3/4"	24.00



G

STEERING HARDWARE

**TOURNAMENT** Bronze Offset Tiller Arms  
MARINE PRODUCTS

Complete w/ pinch bolt, nut, and a setscrew - Sold each



Part Number	Shaft Size	Overall Length	Offset	Max C to C	Keyway Size	Weight, lbs.
89100	1"	11-1/2"	3-1/2"	8-3/4"	1/4"	6.35
89112	1-1/8"	11-1/2"	3-1/2"	8-3/4"	1/4"	6.30
89125	1-1/4"	11-1/2"	3-1/2"	8-3/4"	1/4"	6.25
89138	1-3/8"	11-1/2"	3-1/2"	8-3/4"	1/4"	6.20
89150	1-1/2"	11-1/2"	3-1/2"	8-3/4"	3/8"	6.15
89175	1-3/4"	11-1/2"	3-1/2"	8-3/4"	3/8"	6.10

**G**

**Bronze Tiller Arms - Machined for a Square Shaft**

Complete w/ pinch bolt &amp; nut - Sold each

Part Number	Shaft Size, Sq.	Overall Length	Max C to C	Weight, lbs.
10ta12x71s*	1"	10-1/2"	6" & 8"	2.20
10ta12x91s	1-1/4"	13-1/4"	9-1/4"	7.00
10ta16x91s	1-5/8"	14-3/4"	11-1/4"	8.00

*\*This tiller arm includes two stainless steel balls at 6" & 8" centers. It is available without balls upon request.*

**Bronze Tiller Arms - Split Head**

Complete w/ two pinch bolts &amp; nuts - Sold each

Part Number	Shaft Size	Overall Length	Max C to C	Keyway Size	Weight, lbs.
10ta12x130	1-1/4"	15-1/2"	13"	1/4"	6.40
10ta13x130	1-3/8"	15-1/2"	13"	1/4"	6.20
10ta15x130	1-1/2"	15-1/2"	13"	3/8"	6.00
10ta17x130	1-3/4"	15-1/2"	13"	3/8"	10.00
10ta20x130	2"	15-1/2"	13"	3/8"	10.00

**Bronze Clevises**

Complete w/ stainless steel clevis &amp; cotter pin - Sold each



Part Number	Thread Size	Overall Length	Pin Hole Diameter	Between Jaw Size	Weight, lbs.
00cL50lt	1/2"-14 NPT	3-3/8"	1/2"	9/16"	.55
00cL50	1/2"-14 NPT	3-1/2"	1/2"	3/4"	.70
00cL75	3/4"-14 NPT	4-1/4"	1/2"	1/2"	1.15
00cL75e	3/4"-14 NPT	4-1/4"	1/2"	5/8"	1.15
00cL100	1"-11-1/2 NPT	4-1/4"	1/2"	7/8"	1.80
00cL100hd	1"-11-1/2 NPSM	6"	3/4"	7/8"	3.00

### Bronze Clevis - Eye type

Complete w/ stainless steel clevis & cotter pin - Sold each

Part Number	Thread Size	Overall Length	Pin Hole Diameter	Between Jaw Size	Weight, lbs.
00cL75weye	3/4"-14 NPSM	4-3/4"	1/2"	11/16"	1.20



### Bronze Clevis

Complete w/ stainless steel clevis & cotter pin - Sold each

Part Number	Thread Size	Overall Length	Pin Hole Diameter	Between Jaw Size	Weight, lbs.
00cL75lt	3/4"-14 NPSM	4-3/4"	1/2"	11/16"	1.10



### 304 Stainless Steel Clevis Pins - Sold each

Part Number	Pin Diameter	Pin Length	Weight, lbs.
70cLpin150	1/2"	1-1/2"	.10
70cLpin175	1/2"	1-3/4"	.10
70cLpin200	1/2"	2"	.15
70cLpin225	1/2"	2-1/4"	.15
70cL100hdp	3/4"	2"	.15



### Bronze Swivel Sockets

Complete w/ cotter pin & setscrew - Sold each

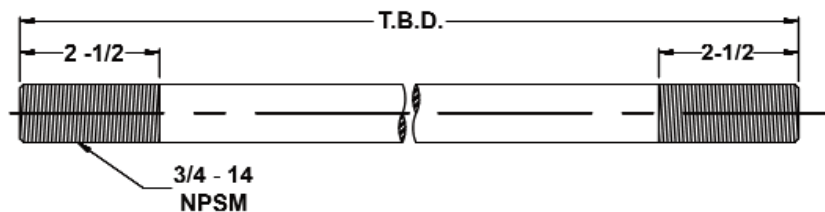
Part Number	Thread Size	Overall Length	Ball Opening	Weight, lbs.
00sws50	1/2"-14 NPSM	5"	1"	1.10
00sws75	3/4"-14 NPSM	5"	1"	1.10



### 304 Stainless Steel Threaded Ball

Complete w/ two nuts - Sold each

Part Number	Ball Diameter	Overall Length	Thread Size	Weight, lbs.
70thdball	1"	3-1/8"	1/2" x 2"	1.20



**304 Stainless Steel Tie Bars** - Machined to the requested length and threaded on both ends. Available in either 1/2" or 3/4" - Sold by the foot

Part Number	Max Overall Length	Thread Size, NPSM	Thread Length
tiebar3ft	3'	1/2" - 14 OR 3/4" - 14	2-1/2"
tiebar4ft	4'	1/2" - 14 OR 3/4" - 14	2-1/2"
tiebar5ft	5'	1/2" - 14 OR 3/4" - 14	2-1/2"
tiebar6ft	6'	1/2" - 14 OR 3/4" - 14	2-1/2"