




**PIRANHA**  
LINE CUTTERS  
R.E. THOMAS MARINE HARDWARE, INC.

# PROTECT YOUR BOAT'S RUNNING GEAR



- Easy to install (*10 minutes*)
- Dual cutting surfaces
- Trusted by Coast Guard S.A.R. units
- Precision machined & hand sharpened from solid 316L stainless steel



Tested in the rugged fishing grounds off New England and Canadian Maritimes, our Piranha Dual Line Cutters offer superior cutting performance and help protect your boat's propeller and running gear from catastrophic failure due to entanglement in marine debris, kelp, and other nuisances.

These disc-style line cutters feature dual-serrated edges and provide twice the cutting surface area of conventional line cutters offering you redundancy and a prolonged life span.

The Piranha line cutter's split design allows for easy installation (approximately 10 minutes) and is an excellent alternative to "scissor" style line cutters that are less robust, difficult to install, and require more maintenance.




# SIZING YOUR PIRANHA DUAL LINE CUTTER

There are **THREE** important measurements to consider when ordering a Piranha Dual Line Cutter for your boat.

**1) Shaft Diameter:** Piranha Dual Line Cutters are sized based on the propeller shaft diameter. Make sure you confirm your boat's propeller shaft diameter before ordering and keep in mind it could be metric.

**2) Propeller Hub Diameter:** Make sure the forward hub of your propeller is not wider than the cutter diameter (refer to size chart below). Ideally, the propeller hub diameter should be around 1 to 1 3/4" shorter than the cutter diameter listed below. Refer to diagram to the right for measurement needed.



**3) Prop Overhang:** Make sure you'll have a gap equal to half the propeller shaft's diameter between the forward face of the cutter and shaft bearing housing (or strut) to ensure adequate water flow. Refer to photo below of a properly installed Piranha Dual Line Cutter along with the size chart showing cutter widths. If the water lubricated shaft bearing is blocked by the cutter, it may overheat and become damaged.

**EXPOSED TAPER:** Finally, make sure the shaft doesn't start to taper before the propeller. The Piranha will not properly clamp against the taper. If needed we can make a custom spacer to fit.

Part #	Shaft Size	Cutter Diameter*	Cutter Width*
PDLC-1000	1"	3"	3/4"
PDLC-1250	1-1/4"	3-1/2"	3/4"
PDLC-1375	1-3/8"	4"	7/8"
PDLC-1500	1-1/2"	4-1/2"	7/8"
PDLC-1750	1-3/4"	4-3/4"	1"
PDLC-2000	2"	5"	1"
PDLC-2250	2-1/4"	6-1/4"	1-1/8"
PDLC-2500	2-1/2"	6-3/4"	1-1/8"
PDLC-2750	2-3/4"	7-1/4"	1-1/4"
PDLC-3000	3"	8"	1-1/4"
PDLC-3500	3-1/2"	<i>Call for specs and availability</i>	
PDLC-4000	4"	<i>Call for specs and availability</i>	
PDLC-4500	4-1/2"	<i>Call for specs and availability</i>	
PDLC-5000	5"	<i>Call for specs and availability</i>	
PDLC-5500	5-1/2"	<i>Call for specs and availability</i>	
PDLC-6000	6"	<i>Call for specs and availability</i>	



✳ Give us a call at **(207) 422-6532** for a quote on a non-standard custom cutter for imperial and metric shafts up to 6" in diameter.

**ATTENTION  
DISTRIBUTORS**

Are you interested in becoming a distributor of **Piranha Dual Line Cutters** manufactured by R.E. Thomas Marine Hardware? Contact our sales team at [sales@retmarine.com](mailto:sales@retmarine.com) or call (207) 422-6532. We offer industry leading discounts, terms, training, and support.